



GHILLIETEX I.R. SIGNATURE REDUCTION


The GhillieTEX™ product line offers the cloaking benefits of IR signature reduction, increased field durability and the high quality standards that have become synonymous with *m*Nexus. Our troops and first responders must trust the equipment they rely on everyday. These products have been designed to enhance survivability in the fierce environment of today's battlefields.

ITW NEXUS GHILLIETEX
CORE PRODUCT LINE




GTSR 1" LOOP

Use the GTSR 1" Male (Latch) Loop when your application does not require adjustment of the latch. Use the single loop and you will be saving space and weight. This design provides an overall shorter length buckle when connected to the SR body.

LATCH: 810-1071-XXXX
BODY: 810-1057-XXXX



GT SR 25 SURMOUNT



GTSR 1" SPLIT BAR

GTSR Split Bar (Field Expedient) Unique split-bar design helps assist in reattaching a buckle to webbing/MOLLE without sewing, making field replacement a cinch. This buckle is able to withstand extreme tensile loads and is ideal for applications where durability is required.

LATCH: 810-1072-XXXX
BODY: 810-1064-XXXX

GTSR 1" QASM

GhillieTEX Quick Attach Surface Mount buckle is designed provide a one-piece solution to modular attachment point application on the MOLLE/P.A.L.S. one-inch web systems. It can be positioned anywhere on MOLLE/PALS for attaching 1" male SR buckles. It allows modularity and custom fit adjustment for adding chest rigs, strap poi attachments, pouches, or other platforms. Install/remove QASM without sewing or cutting.


PART: 810-1076-XX



GTSR 1" LADDERLOC

LadderLoc's are most versatile buckles, allowing easy, one-handed release or tightening of webbing and straps. All Ladderlocs, including our newest model, the Mako, incorporate a patented design that minimizes slippage of the webbing while allowing smooth and easy tightening.

LATCH: 810-1058-XXXX
BODY: 810-1070-XXXX



GTSR 1" SURFACE MOUNT

Use the GT Surface Mount to assist in securing a flap or pocket. 2-piece SurMount is assembled through fabric with a straight-on ratcheting design. The SR Latch attaches for completing the flap or pocket closure. The uniquely designed backplate emulates the curves of the side release fingerwells, enabling the user to easily secure and release the buckle. For added holding power, a bow-tooth spring design has been incorporated into the backplate. The GT SurMount can accommodate a wide range of fabric thicknesses.

BODY: 810-1059-XXXX
BACK PLATE: 810-1060-XXXX



GTSR 1" WAVELOC

GTSR 1" Waveloc buckle is the solution for webbing requirements of 43-668 and thinner. The ladderloc design uses a treacherous path area to provide superior webbing grip. Available in 1" male latch or female body. The Waveloc provides a slip protection layer capability for your designs.

LATCH: 810-1075-XXXX
BODY: 810-1081-XXXX

QASM BODY





GTSR 1" SPLIT BAR WAVELOC



The GTSR 1" SPLIT BAR WAVELOC [GhillieTex Side Release] buckle is the solution for webbing requirements of 43-668 and thinner. The ladderloc design uses a treacherous path area to provide superior webbing grip. With the addition of center split-bar designs you now have a field repair capability, and the buckles can be installed on webbing after sewing folded bar-tacs or other features. The Wave-loc provides a slip protection layer capability for your designs.

LATCH: 810-1083-XXXX
BODY: 810-1082-XXXX



GTSR MATERIAL COLOR CHART



Other commercial and DoD/Government program colors (Dusty Gray, Urban Gray etc.) are available by request. Please contact your ITW representative for more information.



JOIN THE TEAM

ITWNexus North America

1.847.299.2222

195 E. Algonquin Road
Des Plaines, IL 60016

www.itwnexus.com